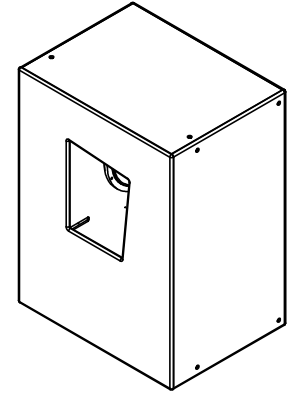


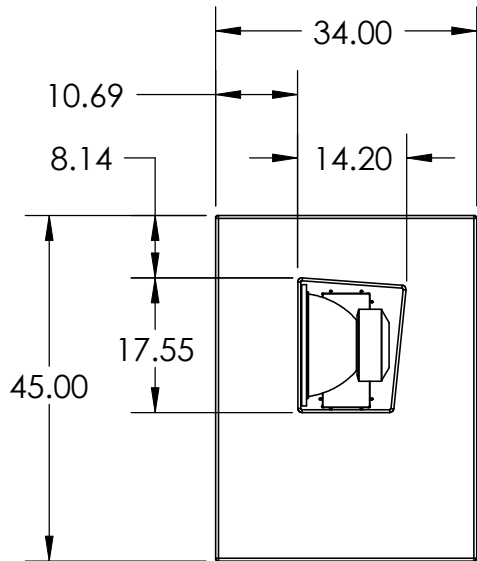
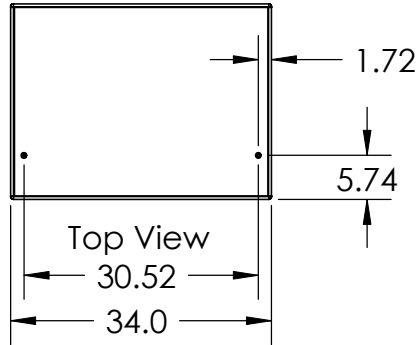
⊙ = Suspension Point Symbol

⊕ = Center of Gravity Symbol
(to be determined)

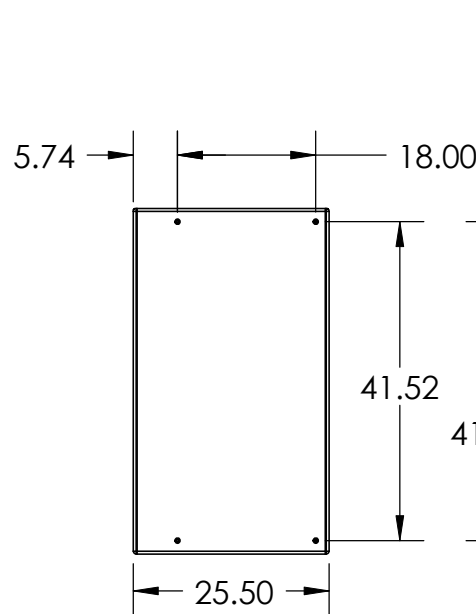
Suspension Point
3/8x16 thread:
(2) on Top
(4) on Lt Side
(4) on Rt Side
(4) on Back
(2) on Bottom



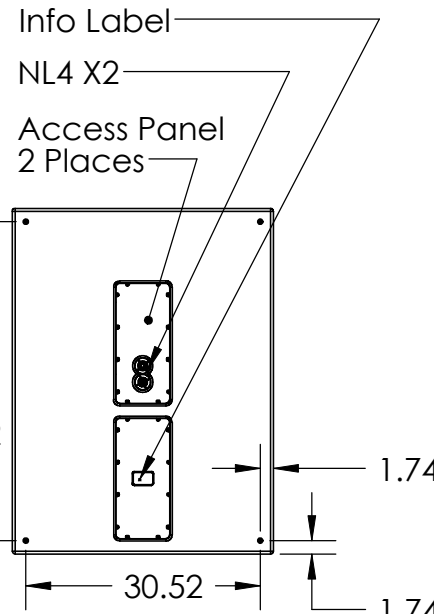
Isometric View



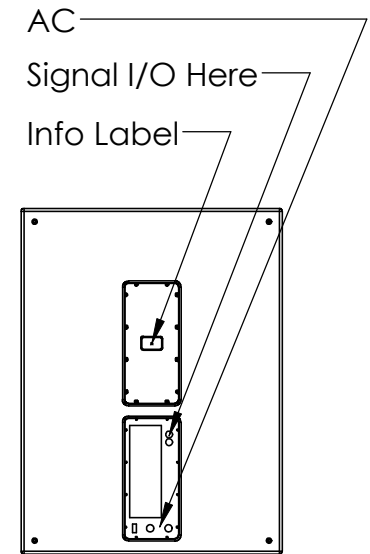
Front View



Rt Side View



Back View:
TH50 Non Powered



Back View:
TH50 Powered

PROPRIETARY AND CONFIDENTIAL
THE INFORMATION CONTAINED IN THIS DRAWING IS THE SOLE PROPERTY OF QUALITY MUSICAL SYSTEMS, INC. ANY REPRODUCTION IN PART OR AS A WHOLE WITHOUT THE WRITTEN PERMISSION OF QUALITY MUSICAL SYSTEMS, INC. IS PROHIBITED.

MATERIAL
FINISH
DO NOT SCALE DRAWING

UNLESS OTHERWISE SPECIFIED:
DIMENSIONS ARE IN INCHES
TOLERANCES:
FRACTIONAL ±
ANGULAR: MACH ± BEND ±
TWO PLACE DECIMAL ±
THREE PLACE DECIMAL ±

DRAWN	TBW	6/1/2010
ENG APPR.		
MFG APPR.		
Q.A.		

Danley Sound Labs

TITLE: **TH50**

SIZE **A** Plan View

REV **B**

Last Save Date: Tuesday, June 01, 2010 7:51:25 AM