



SH75 Full Range Loudspeaker

KEY FEATURES:

- ▶ 70 x 50 coverage pattern
- ▶ Synergy crossover design
- ▶ Sentinel™ Limiter protection circuitry

A combination of high fidelity with sensitivity in a compact enclosure Perfect for down fill, front fill or delay applications, the SH75 can be used with subwoofers to create an amazing compact system that features the highly requested 70° x 50° coverage pattern. Available in both Touring and Install versions.



APPLICATIONS:

- ▶ Sports Venues
- ▶ Arenas
- ▶ Athletic complexes
- ▶ Hockey Rinks
- ▶ Swimming areas
- ▶ Cruise Ships
- ▶ Race Tracks
- ▶ Water Parks

Coverage Pattern	-----	70° x 50°
Operating Frequency Range	-----	80Hz -24kHz +/-3dB
	-----	58Hz->24kHz -10dB
Sensitivity	-----	93dB (measured as 2.83V input, 1M)
Maximum Output	-----	119 dB SPL Cont., 125 dB SPL Peak
Recommended Handling	-----	400 Watts Cont., 1600 Watts Peak
Recommended Amplifier Power:	-----	800 Watts
Impedance	-----	4 Ohm
Recommended Processing	-----	60 Hz high pass @ 24 dB / Butterworth
Drivers	-----	2 x 8" neo LF/MF 1 x 1" HF
Input Connections	-----	1 NL4 + 1 terminal block
Enclosure Material	-----	13 ply, 18mm Baltic Birch, polyurea coated
Weight	-----	60lbs
Dimensions	-----	14.5"H x 20"W x 13"D

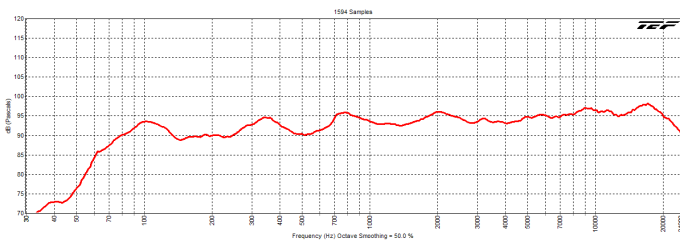


SH75 Full Range Loudspeaker

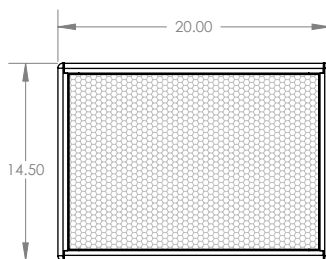
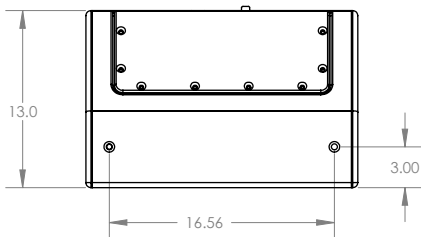
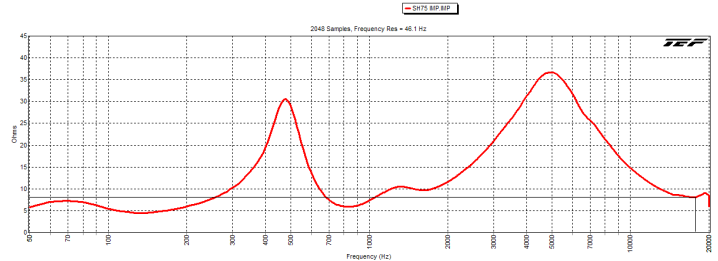
ARCHITECT/ENGINEERS SPECS

The loudspeaker shall utilize the Synergy patented crossover network. The coverage pattern shall be 70 x 50. The loudspeaker shall have an operating range of 80Hz -24kHz +/-3dB. Sensitivity of 93 dBSPL (measured at 1M @ 2.83V input). Output of 119 dBSPL Program/125 dBSPL Peak. Power handling shall be 400 Watts cont. and 1600 Watts peak. The loudspeaker shall be constructed of 13 ply, 18mm Baltic Birch, polyurea coated. The Loudspeaker shall be the Danley Sound Labs SH75.

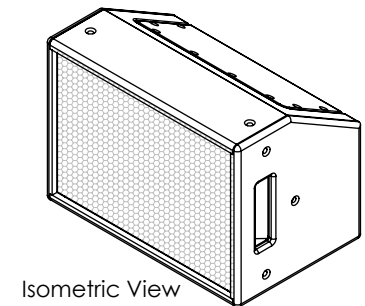
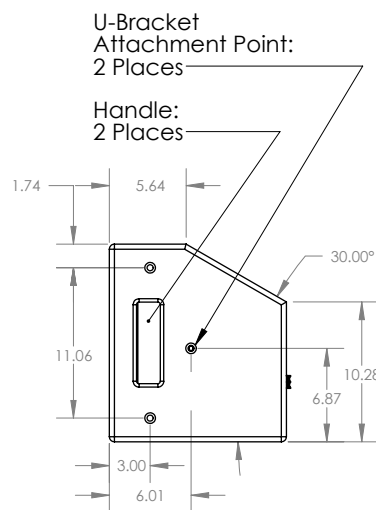
SH75 full
9/20/2017 7:50:11 PM



SH75 imp
9/19/2017 10:03:01 PM
Cursor = 8.0 Ohms at 17709.7 Hz (2.2 degs)



Front View



Isometric View

