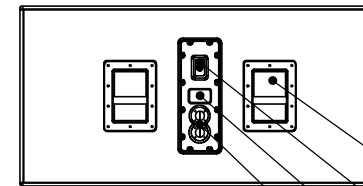
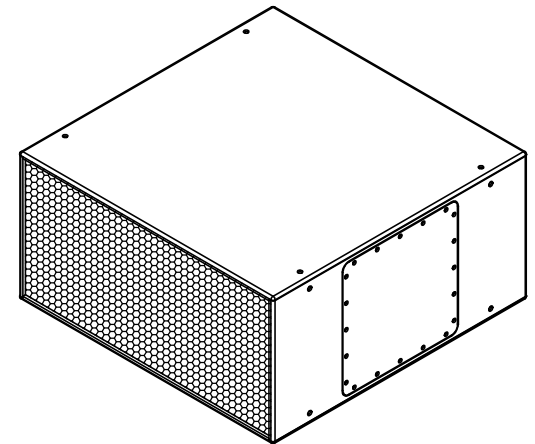
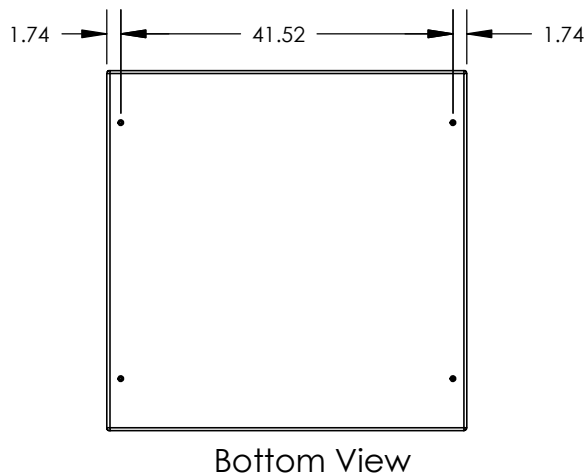
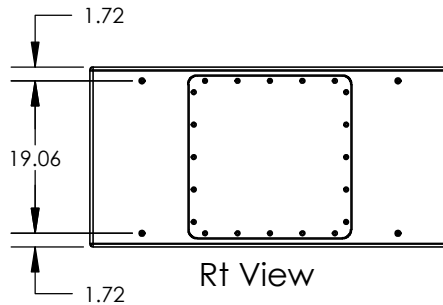

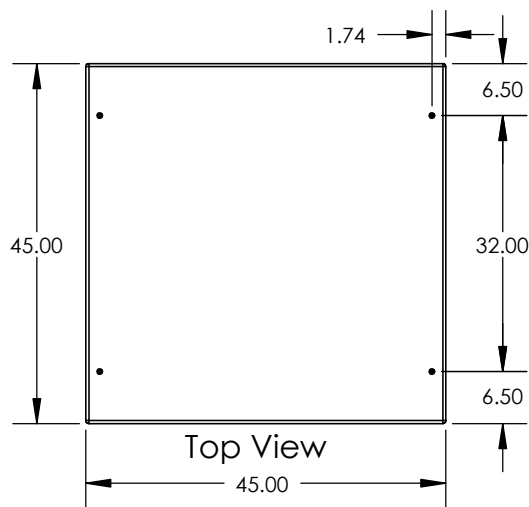


- = Suspension Point Symbol
- ⊙ = Center of Gravity Symbol (to be determined)

Attachment Points
M10-1.5 Thread:
(4) on Top
(4) on Bottom
(4) on Rt Side
(4) on Lt Side



Handle x 2
Switch
Info Label
NL4 x 2

PROPRIETARY AND CONFIDENTIAL
THE INFORMATION CONTAINED IN THIS DRAWING IS THE SOLE PROPERTY OF QUALITY MUSICAL SYSTEMS, INC. ANY REPRODUCTION IN PART OR AS A WHOLE WITHOUT THE WRITTEN PERMISSION OF QUALITY MUSICAL SYSTEMS, INC. IS PROHIBITED.

MATERIAL Aluminum
FINISH
DO NOT SCALE DRAWING

UNLESS OTHERWISE SPECIFIED:
DIMENSIONS ARE IN INCHES
TOLERANCES:
FRACTIONAL ±
ANGULAR: MACH ± BEND ±
TWO PLACE DECIMAL ±
THREE PLACE DECIMAL ±

DRAWN TBW 1/7/2011
ENG APPR.
MFG APPR.
Q.A.

Danley Sound Labs
TITLE: DBH218 Install



SIZE A Plan View REV A
SCALE: 1:24 Last Save Date: Friday, January 07, 2011 7:13:54 AM